

Alan R. Katritzky\*, Alfredo Pastor and Michael V. Voronkov

Department of Chemistry, Center for Heterocyclic Compounds, University of Florida,  
Gainesville, Florida 32611-7200, USA

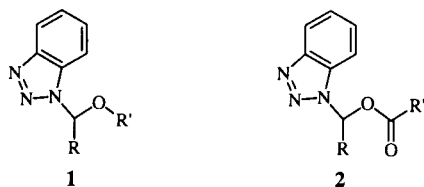
Received December 11, 1998

1-(Benzotriazol-1-yl)alkyl esters **2a-u** were obtained in yields averaging 86% by the direct reaction of various aldehydes with the corresponding *N*-acylbenzotriazoles in the presence of a catalytic amount of potassium carbonate (10-25 mole %). The procedure was optimized by evaluating the effects of solvent, catalyst, temperature and other parameters.

*J. Heterocyclic Chem.*, **36**, 777 (1999).

## Introduction.

Compounds containing the Bt-C-O functionality are versatile intermediates in organic synthesis [1]. Among such benzotriazole derivatives, 1-(benzotriazol-1-yl)alkyl ethers **1** have been widely used in the preparation of various heterocycles [2a-c],  $\alpha$ -functionalized ketones [2c, 3a-c] and crown ethers [4]. While the corresponding 1-(benzotriazol-1-yl)alkyl esters **2** should offer similar synthetic opportunities, their applications are still relatively underdeveloped [5], largely because their accessibility has up until now been significantly limited (Figure 1) [5,6]. Direct treatment of 1*H*-benzotriazol-1-ylmethanol with benzoyl chloride or benzoic anhydride affords the corresponding benzoate in yields of only 27% and 24%, respectively [6]. Two alternative procedures for the preparation of 1-(benzotriazol-1-yl)alkyl esters, heating 1-(1-chloroalkyl)benzotriazoles with sodium carboxylates in dimethyl sulfoxide or by substitution of one acetoxy group in acylals with benzotriazole [5], proceed in good yields. However, these methods are limited to base or acid tolerant functionalities. To assist further development in this area, we now report a general, straightforward and efficient method to prepare a wide variety of 1-(benzotriazol-1-yl)alkyl esters **2**.



R = H, Alk, Ar; R' = Ar, Alk

Figure 1

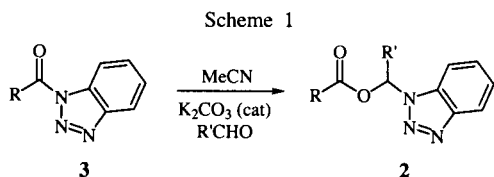


Table 1

Entry	R	R'	T (°C)	Time (hours)	Yield (%)
<b>2a</b>	C <sub>6</sub> H <sub>5</sub>	Et	20	4	100 [a]
<b>2b</b>	4-MeOC <sub>6</sub> H <sub>4</sub>	Pr	20	4	97 [a]
<b>2c</b>	ClCH <sub>2</sub>	Pr	20	4	87 [a]
<b>2d</b>	C <sub>6</sub> H <sub>5</sub>	<i>t</i> -Bu	20	24	93 [a]
<b>2e</b>	C <sub>6</sub> H <sub>5</sub>	2-furyl	70	6	78
<b>2f</b>	C <sub>6</sub> H <sub>5</sub>	3-furyl	70	6	76
<b>2g</b>	C <sub>6</sub> H <sub>5</sub>	4-NO <sub>2</sub> C <sub>6</sub> H <sub>4</sub>	20	6	96
<b>2h</b>	C <sub>6</sub> H <sub>5</sub>	4-MeO <sub>2</sub> CC <sub>6</sub> H <sub>4</sub>	20	10	100 [a]
<b>2i</b>	C <sub>6</sub> H <sub>5</sub>	4-NCC <sub>6</sub> H <sub>4</sub>	20	16	98
<b>2j</b>	C <sub>6</sub> H <sub>5</sub>	4-MeOC <sub>6</sub> H <sub>4</sub>	70	6	68
<b>2k</b>	4-MeOC <sub>6</sub> H <sub>4</sub>	C <sub>6</sub> H <sub>5</sub>	70	6	75
<b>2l</b>	4-MeOC <sub>6</sub> H <sub>4</sub>	4-MeC <sub>6</sub> H <sub>4</sub>	70	6	70
<b>2m</b>	Cl(CH <sub>2</sub> ) <sub>3</sub>	4-MeC <sub>6</sub> H <sub>4</sub>	70	6	86
<b>2n</b>	Me	Et	20	4	100 [a]
<b>2o</b>	Me	<i>t</i> -Bu	20	24	96 [a]
<b>2p</b>	Me	C <sub>6</sub> H <sub>5</sub>	70	8	78
<b>2q</b>	Me	4-MeC <sub>6</sub> H <sub>4</sub>	70	8	72
<b>2r</b>	Me	4-MeO <sub>2</sub> CC <sub>6</sub> H <sub>4</sub>	20	16	82
<b>2s</b>	Me	4-NCC <sub>6</sub> H <sub>4</sub>	20	24	74
<b>2t</b>	<i>t</i> -Bu	Et	20	4	99 [a]
<b>2u</b>	2-furyl	Et	20	4	100 [a]

[a] Minor amount of Bt<sup>2</sup> isomer was isolated.

## Results and Discussion.

1-(Benzotriazol-1-yl)alkyl esters are now shown to result from the direct reaction of the corresponding *N*-acylbenzotriazole derivative **3** and an aldehyde in excellent yields (Scheme 1). The best results were obtained when the reaction was performed in acetonitrile at a 0.3 M concentration in the presence of a catalytic amount of base (Table 1). Aliphatic aldehydes were generally found to give almost quantitative yields at room temperature within four hours. On the other hand, aromatic aldehydes, unless electron deficient (entries **2g**, **2h**, **2i**, **2r** and **2s**), required elevated temperature (70°) and prolonged reaction time to afford comparable yields. While most products were isolated as the Bt<sup>1</sup> isomer only, some products contained small amounts (8-18%) of the Bt<sup>2</sup> isomer (the latter was separated by column chromatography on silica gel hexane/ethyl acetate and/or recrystallization). The method is tolerant to base sensitive moieties such as halo-substituents (entries **2c**

and **2m**), nitriles (entries **2i** and **2s**) and esters (entries **2h** and **2r**) and is able to provide products unobtainable from previously published methods. The presence of heteroaryl (entries **2e**, **2f** and **2u**) or bulky substituents (entries **2d**, **2o** and **2t**) did not affect the course of the reaction.

applied to benzotriazole. The reaction is tolerant of a wide range of concentrations, and the yield is rather indifferent to the presence of water and/or phase transfer reagents which appear to be essential for the preparation of 1-cyanoalkyl esters by similar procedures [8a-c].

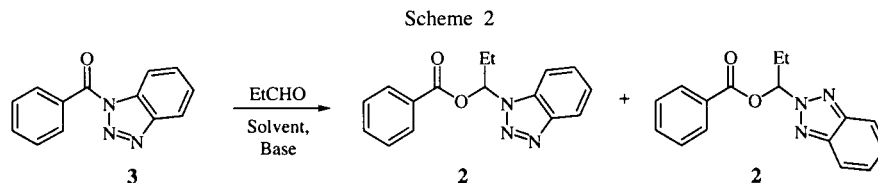


Table 2

Entry	Solvent	Base	Time (hours)	Yield (%)	2a/4a
1	acetonitrile	potassium carbonate	1	100	4:1
2	Hexanes	potassium carbonate	4	98	13:1
3	dichloromethane	potassium carbonate	4	68	4.5:1
4	diethyl ether	potassium carbonate	4	18	4.6:1
5	tetrahydrofuran	potassium carbonate	4	12	3:1
6	acetonitrile	triethyl amine	5	86	10:1
7	acetonitrile	sodium bicarbonate	4	No reaction	
8	acetonitrile	potassium <i>tert</i> -butoxide	0.25	47	2.6:1
9	acetonitrile	potassium hydroxide	0.25	Dec	
10	acetonitrile	trisodium phosphate	24	31	4:1
11	acetonitrile	dipotassium hydrogenphosphate	24	No reaction	
12	Hexanes	triethyl amine	5	No reaction	
13	Hexanes	sodium bicarbonate	4	No reaction	
14	Hexanes	potassium hydroxide	0.25	Dec	
15	Neat	potassium carbonate	1.5	91	5.5:1

Although several studies of the optimum conditions for the preparation of alkyl esters containing  $\alpha$ -functional groups have been reported, including halides [7a-d], cyanides [8a-c], triazoles [9] and pyridinium salts [10], we found that for our reaction the effects of solvent, catalyst, and nature of aldehyde did not parallel any of those previously reported. Solvents such as tetrahydrofuran and ether gave slightly lower yields than acetonitrile (entries 4 and 5 vs. 1). In hexanes (entry 2), or with no solvent (entry 15), aliphatic aldehydes produced excellent yields while aromatic aldehydes failed to react (for example, reaction with *p*-tolylaldehyde in refluxing hexanes for 20 hours did not afford the desired product). The presence of 10-25 mol% of potassium carbonate was essential for good yields; other bases, such as triethylamine (entry 6), potassium *tert*-butoxide (entry 8) or potassium hydroxide (entry 14) were less effective. Surprisingly, other inorganic bases failed, with the exception of sodium phosphate (entry 10), which yielded only 31% of the desired product. Lewis acid catalysis [11] resulted in the aldehyde bis-benzotriazole adducts as the major product, along with trace amounts of the desired product. The formation of the Bt<sup>2</sup> isomer was minimized by using hexanes as a solvent (entry 2) or triethylamine as a base (entry 6). Furthermore, aromatic aldehydes afforded only 45-50% of the desired product when a "one pot" procedure [9,10] was

In general, organic molecules containing benzotriazole as a leaving group are much more stable than the corresponding chloro analogues. Handling esters of 1-chloroalkanols is hindered by their low stability and sensitivity [12a-b]. The esters of 1-(benzotriazol-1-yl)alkanols described here could offer a synthetically useful alternative.

## EXPERIMENTAL

Melting points were determined using a Thomas Hoover capillary Melting Point Apparatus and are not corrected. <sup>1</sup>H (300 MHz) and <sup>13</sup>C (75 MHz) nmr spectra were recorded on a Varian Gemini-300 spectrometer using either deuteriochloroform or dimethyl-d<sub>6</sub> sulfoxide as solvent with tetramethylsilane as the internal reference for <sup>1</sup>H nmr and the central line of deuteriochloroform as the reference for <sup>13</sup>C nmr. The gcms instrument used in the optimization of the procedure was a Hewlett Packard 5890 Series II Gas Chromatograph coupled to a Hewlett Packard 5972 Mass Selective Detector. Elemental analyses were performed on a Carlo Erba-1106 instrument. Column chromatography was carried out on MCB silica gel (230-400 mesh).

General Procedure for the Preparation of *N*-Acylbenzotriazoles **3**.

To a solution of benzotriazole (11.9 g, 0.1 mole) in anhydrous dichloromethane (200 ml) at 0° under nitrogen was added dropwise triethylamine (17 ml, 0.12 mole), followed by addition of the corresponding acid chloride (0.11 mole). The resulting mixture was stirred at room temperature for 30 minutes. The reaction

was quenched at this temperature with hydrochloric acid (2 *N*, 100 ml), and the organic phase was separated and then washed with hydrochloric acid (2 *N*, 2 x 50 ml) and water (50 ml) successively. The organic extracts were dried over anhydrous magnesium sulfate, filtered and evaporated to dryness to give a white powdery solid which was purified by recrystallization.

#### 1*H*-1,2,3-Benzotriazol-1-yl(phenyl)methanone (**3a**).

This compound was obtained as a white solid (98%), mp, 112-113° (lit [13] 112°); <sup>1</sup>H nmr (deuteriochloroform): δ 7.50-7.70 (m, 5H), 8.16 (d, *J* = 8.2 Hz, 1H), 8.21 (d, *J* = 7.3 Hz, 2H), 8.38 (d, *J* = 8.2 Hz, 1H); <sup>13</sup>C nmr (deuteriochloroform): δ 114.7, 120.1, 126.2, 128.3, 130.3, 131.4, 131.7, 132.3, 133.6, 145.7, 166.6.

#### 1*H*-1,2,3-Benzotriazol-1-yl(4-methoxyphenyl)methanone (**3b**).

This compound was obtained as a white solid (97%), mp, 108-109°; <sup>1</sup>H nmr (deuteriochloroform): δ 3.32 (s, 3H), 7.05 (d, *J* = 8.8 Hz, 2H), 7.53 (t, *J* = 8.0 Hz, 1H), 7.68 (t, *J* = 8.0 Hz, 1H), 8.16 (d, *J* = 8.0 Hz, 1H), 8.29 (d, *J* = 8.8 Hz, 2H), 8.36 (d, *J* = 8.0 Hz, 1H); <sup>13</sup>C nmr (deuteriochloroform): δ 55.6, 113.9, 114.8, 120.1, 123.4, 126.1, 130.1, 132.6, 134.4, 145.6, 164.2, 165.6.

*Anal.* Calcd. for C<sub>14</sub>H<sub>11</sub>N<sub>3</sub>O<sub>2</sub>: (253.26) C, 66.38; H, 4.39; N, 16.59. Found: C, 65.98; H, 4.68; N, 16.42.

#### 1-(1*H*-1,2,3-Benzotriazol-1-yl)-1-ethanone (**3c**).

This compound was obtained as a white solid (95%), mp, 51-52° (lit [13] 51-52°); <sup>1</sup>H nmr (deuteriochloroform): δ 3.00 (s, 3H), 7.50 (t, *J* = 7.5 Hz, 1H), 7.65 (t, *J* = 7.5 Hz, 1H), 8.10 (d, *J* = 7.5 Hz, 1H), 8.25 (d, *J* = 7.5 Hz, 1H); <sup>13</sup>C nmr (deuteriochloroform): δ 23.1, 114.3, 120.0, 126.0, 130.2, 130.9, 146.1, 169.4.

#### 1-(1*H*-1,2,3-Benzotriazol-1-yl)-2,2-dimethyl-1-propanone (**3d**).

This compound was obtained as a white solid (94%), mp, 72-73°; <sup>1</sup>H nmr (deuteriochloroform): δ 1.65 (s, 9H), 7.49 (t, *J* = 8.0 Hz, 1H), 7.63 (t, *J* = 8.0 Hz, 1H), 8.11 (d, *J* = 8.0 Hz, 1H), 8.30 (d, *J* = 8.0 Hz, 1H); <sup>13</sup>C nmr (deuteriochloroform): δ 27.6, 42.5, 115.0, 119.8, 125.8, 130.1, 132.2, 144.8, 177.3.

*Anal.* Calcd. for C<sub>11</sub>H<sub>13</sub>N<sub>3</sub>O (203.25): C, 65.00; H, 6.46; N, 20.68. Found: C, 65.14; H, 6.52; N, 20.77.

#### 1*H*-1,2,3-Benzotriazol-1-yl(2-furyl)methanone (**3e**).

This compound was obtained as colorless needles (99%), mp, 165-166°; <sup>1</sup>H nmr (deuteriochloroform): δ 6.70-6.80 (m, 1H), 7.53 (t, *J* = 7.8 Hz, 1H), 7.69 (t, *J* = 7.8 Hz, 1H), 8.87 (s, 1H), 8.10-8.20 (m, 2H), 8.41 (d, *J* = 8.2 Hz, 1H); <sup>13</sup>C nmr (deuteriochloroform): δ 112.9, 114.6, 120.1, 124.7, 126.2, 130.4, 132.0, 144.5, 145.5, 148.9, 154.9.

*Anal.* Calcd. for C<sub>11</sub>H<sub>7</sub>N<sub>3</sub>O<sub>2</sub> (213.20): C, 61.97; H, 3.32; N, 19.71. Found: C, 61.65; H, 3.19; N, 19.34.

#### 1-(1*H*-1,2,3-Benzotriazol-1-yl)-2-chloro-1-ethanone (**3f**).

This compound was obtained as colorless needles (91%), mp, 45-46°; <sup>1</sup>H nmr (deuteriochloroform): δ 5.36 (s, 2H), 7.71 (t, *J* = 7.3 Hz, 1H), 7.85 (t, *J* = 7.3 Hz, 1H), 8.28 (d, *J* = 8.3 Hz, 1H), 8.36 (d, *J* = 8.3 Hz, 1H); <sup>13</sup>C nmr (deuteriochloroform): δ 42.5, 113.8, 120.2, 126.5, 130.6, 130.8, 145.8, 164.8.

*Anal.* Calcd. for C<sub>8</sub>H<sub>6</sub>ClN<sub>3</sub>O (195.61): C, 49.12; H, 3.10; N, 21.49. Found: C, 49.25; H, 3.01; N, 21.54.

#### 1-(1*H*-1,2,3-Benzotriazol-1-yl)-4-chloro-1-butanone (**3g**).

This compound was obtained as white crystals (87%), mp, 33-35°; <sup>1</sup>H nmr (deuteriochloroform): δ 2.43-2.57 (m, 2H),

3.71-3.81 (m, 2H), 3.85-3.98 (m, 2H), 7.37 (t, *J* = 7.5 Hz, 1H), 7.51 (t, *J* = 7.5 Hz, 1H), 7.96 (d, *J* = 8.2 Hz, 1H), 8.09 (d, *J* = 8.2 Hz, 1H); <sup>13</sup>C nmr (deuteriochloroform): δ 26.6, 32.4, 43.7, 113.9, 119.8, 125.9, 130.1, 130.6, 145.7, 171.1.

*Anal.* Calcd. for C<sub>10</sub>H<sub>10</sub>ClN<sub>3</sub>O (223.66): C, 53.70; H, 4.52; N, 18.79. Found: C, 53.55; H, 4.30; N, 19.20.

#### General Procedure for the Preparation of 1-(Benzotriazol-1-yl)alkyl Esters **2**.

To a heterogeneous mixture consisting of acyl-benzotriazole (2 mmoles) and aldehyde (2.1 mmoles) in acetonitrile (6 ml) with vigorous stirring was added potassium carbonate (69 mg, 0.5 mmole), and the resulting mixture stirred at room temperature or heated at 70° (see Table 1). After the reaction was complete the potassium carbonate was filtered and washed with dichloromethane. Removal of the solvents under vacuum afforded the desired product. Purification was achieved by column chromatography on silica gel hexane/ethyl acetate (5:1) and/or recrystallization.

#### 1-(1*H*-1,2,3-Benzotriazol-1-yl)propyl Benzoate (**2a**).

This compound was obtained as a white solid (100%), mp, 84-85°; <sup>1</sup>H nmr (deuteriochloroform): δ 1.04 (t, *J* = 7.4 Hz, 3H), 2.69 (m, 2H), 7.34-7.60 (m, 6H), 7.87 (d, *J* = 8.4 Hz, 1H), 7.98-8.10 (m, 3H); <sup>13</sup>C nmr (deuteriochloroform): δ 9.2, 26.6, 81.1, 110.2, 120.0, 124.3, 127.9, 128.4, 128.6, 129.9, 132.6, 133.7, 145.9, 165.1.

*Anal.* Calcd. for C<sub>16</sub>H<sub>15</sub>N<sub>3</sub>O<sub>2</sub> (281.32): C, 68.31; H, 5.39; N, 14.94. Found: C, 68.25; H, 5.40; N, 15.03.

#### 1-(1*H*-1,2,3-Benzotriazol-1-yl)butyl 4-Methoxybenzoate (**2b**).

This compound was obtained as a colorless oil (97%); <sup>1</sup>H nmr (deuteriochloroform): δ 1.00 (t, *J* = 7.4 Hz, 3H), 1.25-1.60 (m, 2H), 2.62 (q, *J* = 7.4 Hz, 2H), 3.81 (s, 3H), 6.88 (d, *J* = 8.8 Hz, 2H), 7.37 (t, *J* = 8.0 Hz, 1H), 7.46-7.58 (m, 2H), 7.88 (d, *J* = 8.0 Hz, 1H), 7.99 (d, *J* = 8.8 Hz, 2H), 8.06 (d, *J* = 8.0 Hz, 1H); <sup>13</sup>C nmr (deuteriochloroform): δ 13.3, 17.9, 35.0, 55.3, 79.4, 110.2, 113.7, 119.8, 120.7, 124.2, 127.8, 131.9, 132.5, 145.8, 163.9, 164.7.

*Anal.* Calcd. for C<sub>18</sub>H<sub>19</sub>N<sub>3</sub>O<sub>3</sub> (325.37): C, 66.44; H, 5.90; N, 12.92. Found: C, 66.53; H, 6.07; N, 13.19.

#### 1-(1*H*-1,2,3-Benzotriazol-1-yl)butyl 2-Chloroacetate (**2c**).

This compound was obtained as a colorless oil (85%); <sup>1</sup>H nmr (deuteriochloroform): δ 0.85 (t, 3H, *J* = 7.0 Hz), 1.22-1.44 (m, 2H), 2.34-2.51 (m, 2H), 3.98 (dd, *J* = 11.5, 14.0 Hz, 2H), 7.19 (t, *J* = 7.5 Hz, 1H), 7.28 (t, *J* = 7.5 Hz, 1H), 7.43 (t, *J* = 7.5 Hz, 1H), 7.66 (d, *J* = 7.5 Hz, 1H), 7.92 (d, *J* = 7.5 Hz, 1H); <sup>13</sup>C nmr (deuteriochloroform): δ 13.5, 17.9, 35.6, 40.3, 80.7, 110.2, 119.6, 124.1, 128.4, 132.0, 145.9, 166.1.

*Anal.* Calcd. for C<sub>12</sub>H<sub>14</sub>ClN<sub>3</sub>O<sub>2</sub> (267.72): C, 53.83; H, 5.28; N, 15.70. Found: C, 54.21; H, 5.43; N, 15.61.

#### 1-(1*H*-1,2,3-Benzotriazol-1-yl)-2,2-dimethylpropyl Benzoate (**2d**).

This compound was obtained as a white solid (93%), mp, 128-129°; <sup>1</sup>H nmr (deuteriochloroform): δ 1.24 (s, 9H), 7.19 (s, 1H), 7.36 (t, *J* = 7.7 Hz, 1H), 7.40-7.66 (m, 4H), 7.80 (d, *J* = 8.4 Hz, 1H), 8.00-8.15 (m, 3H); <sup>13</sup>C nmr (deuteriochloroform): δ 25.8, 37.4, 86.4, 110.6, 119.9, 124.0, 127.8, 128.5, 128.6, 129.9, 133.3, 133.8, 145.3, 164.8.

*Anal.* Calcd. for C<sub>18</sub>H<sub>19</sub>N<sub>3</sub>O<sub>2</sub> (309.37): C, 69.88; H, 6.20; N, 13.59. Found: C, 69.89; H, 6.39; N, 13.61.

**1*H*-1,2,3-Benzotriazol-1-yl(2-furyl)methyl Benzoate (2e).**

This compound was obtained as colorless needles (78%), mp, 78-79°; <sup>1</sup>H nmr (deuteriochloroform): δ 6.45 (s, 1H), 6.71 (s, 1H), 7.35-7.60 (m, 6H), 7.78 (d, *J* = 8.3 Hz, 1H), 8.08 (d, *J* = 7.9 Hz, 3H), 8.72 (s, 1H); <sup>13</sup>C nmr (deuteriochloroform): δ 75.7, 110.6, 110.7, 111.0, 120.1, 124.4, 128.1, 128.2, 128.5, 130.0, 132.0, 134.0, 144.0, 146.2, 146.5, 164.1.

*Anal.* Calcd. for C<sub>18</sub>H<sub>13</sub>N<sub>3</sub>O<sub>3</sub> (319.32): C, 67.70; H, 4.11; N, 13.16. Found: C, 67.74; H, 4.20; N, 13.40.

**1*H*-1,2,3-Benzotriazol-1-yl(3-furyl)methyl Benzoate (2f).**

This compound was obtained as colorless needles (76%), mp, 67-68°; <sup>1</sup>H nmr (deuteriochloroform): δ 6.53 (s, 1H), 7.35-7.80 (m, 8H), 8.00-8.10 (m, 3H), 8.68 (s, 1H); <sup>13</sup>C nmr (deuteriochloroform): δ 75.8, 109.0, 110.5, 120.1, 120.7, 124.3, 128.0, 128.2, 128.4, 129.8, 131.9, 133.8, 141.1, 144.1, 146.1, 164.3.

*Anal.* Calcd. for C<sub>18</sub>H<sub>13</sub>N<sub>3</sub>O<sub>3</sub> (319.32): C, 67.70; H, 4.11; N, 13.16. Found: C, 67.56; H, 4.08; N, 13.20.

**1*H*-1,2,3-Benzotriazol-1-yl(4-nitrophenyl)methyl Benzoate (2g).**

This compound was obtained as a white solid (96%), mp, 198-199°; <sup>1</sup>H nmr (dimethyl-d<sub>6</sub> sulfoxide): δ 7.40-7.80 (m, 5H), 7.90-8.00 (m, 3H), 8.05-8.15 (m, 3H), 8.32 (d, *J* = 8.6 Hz, 2H), 8.92 (s, 1H); <sup>13</sup>C nmr (dimethyl-d<sub>6</sub> sulfoxide): δ 79.3, 111.1, 119.6, 123.9, 124.9, 127.7, 128.3, 128.7, 129.1, 129.7, 132.0, 134.5, 141.2, 145.1, 148.1, 163.9.

*Anal.* Calcd. for C<sub>20</sub>H<sub>14</sub>N<sub>4</sub>O<sub>4</sub> (374.36): C, 64.16; H, 3.78; N, 14.97. Found: C, 63.91; H, 3.60; N, 14.91.

**Methyl 4-[1*H*-1,2,3-Benzotriazol-1-yl(benzoyloxy)methyl]benzoate (2h).**

This compound was obtained as a white solid (100%), mp, 115-116°; <sup>1</sup>H nmr (deuteriochloroform): δ 3.92 (s, 3H), 7.36-7.65 (m, 8H), 8.06-8.16 (m, 5H), 8.78 (s, 1H); <sup>13</sup>C nmr (deuteriochloroform): δ 52.2, 80.1, 110.3, 120.3, 124.5, 126.3, 128.1, 128.3, 128.7, 130.0, 130.1, 131.4, 131.9, 134.1, 138.8, 146.3, 164.3, 166.1.

*Anal.* Calcd. for C<sub>22</sub>H<sub>17</sub>N<sub>3</sub>O<sub>4</sub> (387.40): C, 68.20; H, 4.43; N, 10.85. Found: C, 68.17; H, 4.28; N, 10.87.

**1*H*-1,2,3-Benzotriazol-1-yl(4-cyanophenyl)methyl Benzoate (2i).**

This compound was obtained as a white solid (98%), mp, 153-154°; <sup>1</sup>H nmr (deuteriochloroform): δ 7.35-7.80 (m, 10H), 8.05-8.20 (m, 3H), 8.74 (s, 1H); <sup>13</sup>C nmr (deuteriochloroform): δ 79.4, 110.0, 113.7, 117.9, 120.4, 124.7, 127.2, 127.8, 128.5, 128.7, 130.0, 131.9, 132.7, 134.3, 139.1, 146.2, 164.2.

*Anal.* Calcd. for C<sub>21</sub>H<sub>14</sub>N<sub>4</sub>O<sub>2</sub> (354.37): C, 71.17; H, 3.99; N, 15.81. Found: C, 70.90; H, 3.84; N, 15.66.

**1*H*-1,2,3-Benzotriazol-1-yl(4-methoxyphenyl)methyl Benzoate (2j).**

This compound was obtained as a colorless oil (68%); <sup>1</sup>H nmr (deuteriochloroform): δ 3.76 (s, 3H), 6.92 (d, *J* = 8.7 Hz, 2H), 7.30-7.60 (m, 8H), 8.00-8.20 (m, 3H), 8.71 (s, 1H); <sup>13</sup>C nmr (deuteriochloroform): δ 55.1, 80.7, 110.6, 114.1, 119.9, 124.2, 125.0, 127.6, 127.8, 128.4, 128.5, 129.8, 131.8, 133.7, 146.2, 160.3, 164.2.

*Anal.* Calcd. for C<sub>21</sub>H<sub>17</sub>N<sub>3</sub>O<sub>3</sub> (359.39): C, 70.18; H, 4.78; N, 11.69. Found: C, 70.31; H, 5.05; N, 11.52.

**1*H*-1,2,3-Benzotriazol-1-yl(phenyl)methyl 4-Methoxybenzoate (2k).**

This compound was obtained as a white solid (75%), mp, 98-99°; <sup>1</sup>H nmr (deuteriochloroform): δ 3.75 (s, 3H), 6.84 (d, *J* =

8.8 Hz, 2H), 7.45-7.20 (m, 8H), 8.10-7.95 (m, 3H), 8.64 (s, 1H); <sup>13</sup>C nmr (deuteriochloroform): δ 55.4, 80.5, 110.6, 113.9, 120.1, 120.6, 124.3, 126.2, 128.0, 128.8, 129.5, 132.0, 132.2, 134.4, 146.4, 164.1, 164.2.

*Anal.* Calcd. for C<sub>21</sub>H<sub>17</sub>N<sub>3</sub>O<sub>3</sub> (359.39): C, 70.18; H, 4.78; N, 11.69. Found: C, 70.00; H, 4.83; N, 11.77.

**1*H*-1,2,3-Benzotriazol-1-yl(4-methylphenyl)methyl 4-Methoxybenzoate (2l).**

This compound was obtained as a white solid (70%), mp, 125-126°; <sup>1</sup>H nmr (deuteriochloroform): δ 2.36 (s, 3H), 3.84 (s, 3H), 6.92 (d, *J* = 8.7 Hz, 2H), 7.19 (d, *J* = 7.4 Hz, 2H), 7.25-7.50 (m, 4H), 7.56 (d, *J* = 7.4 Hz, 1H), 8.00-8.10 (m, 3H), 8.69 (s, 1H); <sup>13</sup>C nmr (deuteriochloroform): δ 21.2, 55.4, 80.6, 110.7, 113.9, 120.1, 120.7, 124.2, 126.1, 127.9, 129.5, 131.5, 132.0, 132.2, 139.5, 146.3, 164.1, 164.2.

*Anal.* Calcd. for C<sub>22</sub>H<sub>19</sub>N<sub>3</sub>O<sub>3</sub> (373.42): C, 70.76; H, 5.14; N, 11.26. Found: C, 70.56; H, 5.35; N, 11.38.

**1*H*-1,2,3-Benzotriazol-1-yl(4-methylphenyl)methyl 4-Chlorobutanoate (2m).**

This compound was obtained as a colorless oil (86%); <sup>1</sup>H nmr (deuteriochloroform): δ 2.29-2.48 (m, 2H), 2.61 (s, 3H), 2.87-2.99 (m, 2H), 3.81 (t, *J* = 7.9 Hz, 2H), 7.45-7.64 (m, 7H), 8.31 (d, *J* = 7.9 Hz, 1H), 8.72 (s, 1H); <sup>13</sup>C nmr (deuteriochloroform): δ 21.1, 27.1, 30.8, 43.6, 80.4, 110.5, 120.1, 121.3, 126.1, 127.9, 129.5, 130.8, 131.8, 133.7, 145.2, 170.5.

HRMS Calcd. for C<sub>18</sub>H<sub>18</sub>ClN<sub>3</sub>O<sub>2</sub>: 344.1168 (M); observed: 344.1166

**1-(1*H*-1,2,3-Benzotriazol-1-yl)propyl Acetate (2n).**

This compound was obtained as a colorless oil (100%); <sup>1</sup>H nmr (deuteriochloroform): δ 0.96 (t, *J* = 7.4 Hz, 3H), 2.08 (s, 3H), 2.60-2.45 (m, 2H), 7.17 (t, *J* = 7.1 Hz, 1H), 7.40 (t, *J* = 7.7 Hz, 1H), 7.53 (t, *J* = 7.7 Hz, 1H), 7.77 (d, *J* = 7.7 Hz, 1H), 8.08 (d, *J* = 7.7 Hz, 1H); <sup>13</sup>C nmr (deuteriochloroform): δ 9.1, 20.6, 26.4, 80.6, 110.2, 120.0, 124.3, 127.9, 132.5, 145.9, 169.6.

*Anal.* Calcd. for C<sub>11</sub>H<sub>13</sub>N<sub>3</sub>O<sub>2</sub> (219.25): C, 60.26; H, 5.99; N, 19.17. Found: C, 60.35; H, 6.09; N, 19.48.

**1-(1*H*-1,2,3-Benzotriazol-1-yl)-2,2-dimethylpropyl Acetate (2o).**

This compound was obtained as colorless needles (96%), mp, 54-55°; <sup>1</sup>H nmr (deuteriochloroform): δ 1.13 (s, 9H), 2.14 (s, 3H), 6.96 (s, 1H), 7.37 (t, *J* = 8.0 Hz, 1H), 7.50 (t, *J* = 8.0 Hz, 1H), 7.73 (d, *J* = 8.0 Hz, 1H), 8.06 (d, *J* = 8.0 Hz, 1H); <sup>13</sup>C nmr (deuteriochloroform): δ 20.3, 25.5, 36.8, 86.1, 110.6, 119.8, 123.9, 127.6, 133.1, 145.2, 169.2.

*Anal.* Calcd. for C<sub>13</sub>H<sub>17</sub>N<sub>3</sub>O<sub>2</sub> (247.30): C, 63.13; H, 6.94; N, 17.00. Found: C, 62.97; H, 7.22; N, 17.02.

**1*H*-1,2,3-Benzotriazol-1-yl(phenyl)methyl Acetate (2p).**

This compound was obtained as a white solid (78%), mp, 85-86°; (lit [5] oil); <sup>1</sup>H nmr (deuteriochloroform): δ 2.21 (s, 3H), 7.30-7.50 (m, 8H), 8.07 (d, *J* = 8.0 Hz, 1H), 8.50 (s, 1H); <sup>13</sup>C nmr (deuteriochloroform): δ 20.5, 80.1, 110.5, 120.0, 124.2, 126.1, 127.9, 128.7, 129.5, 131.8, 133.9, 146.2, 168.7.

**1*H*-1,2,3-Benzotriazol-1-yl(4-methylphenyl)methyl Acetate (2q).**

This compound was obtained as a colorless oil (72%); <sup>1</sup>H nmr (deuteriochloroform): δ 2.20 (s, 3H), 2.35 (s, 3H), 7.21 (d, *J* = 8.0 Hz, 2H), 7.30-7.45 (m, 5H), 8.07 (d, *J* = 8.0 Hz, 1H), 8.45 (s,

1H);  $^{13}\text{C}$  nmr (deuteriochloroform):  $\delta$  20.6, 21.1, 80.3, 110.6, 120.1, 124.2, 126.1, 127.8, 129.5, 131.0, 131.8, 139.6, 146.3, 168.8.

*Anal.* Calcd. for  $\text{C}_{16}\text{H}_{15}\text{N}_3\text{O}_2$  (281.32): C, 68.31; H, 5.39; N, 14.94. Found: C, 68.17; H, 5.59; N, 15.31.

Methyl 4-[(Acetyloxy)(1*H*-1,2,3-benzotriazol-1-yl)methyl]benzoate (**2r**).

This compound was obtained as a colorless oil (82%);  $^1\text{H}$  nmr (deuteriochloroform):  $\delta$  2.24 (s, 3H), 3.91 (s, 3H), 7.30-7.50 (m, 3H), 7.54 (d,  $J = 8.2$  Hz, 2H), 8.08 (d,  $J = 8.2$  Hz, 3H), 8.53 (s, 1H);  $^{13}\text{C}$  nmr (deuteriochloroform):  $\delta$  20.4, 52.1, 79.4, 110.2, 120.0, 124.3, 126.2, 128.0, 129.9, 131.2, 131.7, 138.5, 146.1, 165.9, 168.5.

*Anal.* Calcd. for  $\text{C}_{17}\text{H}_{15}\text{N}_3\text{O}_4$  (325.33): C, 62.76; H, 4.66; N, 12.92. Found: C, 62.78; H, 4.79; N, 13.15.

1*H*-1,2,3-Benzotriazol-1-yl(4-cyanophenyl)methyl Acetate (**2s**).

This compound was obtained as a colorless oil (74%);  $^1\text{H}$  nmr (deuteriochloroform):  $\delta$  2.25 (s, 3H), 7.35-7.55 (m, 3H), 7.61 (d,  $J = 8.0$  Hz, 2H), 7.73 (d,  $J = 7.5$  Hz, 2H), 8.09 (d,  $J = 8.0$  Hz, 1H), 8.48 (s, 1H);  $^{13}\text{C}$  nmr (deuteriochloroform):  $\delta$  20.4, 78.8, 110.0, 113.6, 117.8, 120.2, 124.6, 127.1, 128.4, 131.7, 132.5, 138.8, 146.1, 168.5.

*Anal.* Calcd. for  $\text{C}_{16}\text{H}_{12}\text{N}_4\text{O}_2$  (292.30): C, 65.74; H, 4.15. Found: C, 65.58; H, 4.31.

1-(1*H*-1,2,3-Benzotriazol-1-yl)propyl Pivalate (**2t**).

This compound was obtained as a white solid (99%); mp, 55-56°;  $^1\text{H}$  nmr (deuteriochloroform):  $\delta$  0.98 (t,  $J = 7.4$  Hz, 3H), 1.16 (s, 9H), 2.51 (c,  $J = 7.4$  Hz, 2H), 7.18 (t,  $J = 7.1$  Hz, 1H), 7.39 (t,  $J = 8.0$  Hz, 1H), 7.53 (t,  $J = 8.0$  Hz, 1H), 7.77 (d,  $J = 8.2$  Hz, 1H), 8.07 (d,  $J = 8.2$  Hz, 1H);  $^{13}\text{C}$  nmr (deuteriochloroform):  $\delta$  9.06, 26.4, 26.7, 38.7, 80.8, 110.1, 119.9, 124.1, 127.7, 132.2, 145.8, 176.9.

*Anal.* Calcd. for  $\text{C}_{14}\text{H}_{19}\text{N}_3\text{O}_2$  (261.33): C, 64.34; H, 7.34; N, 16.08. Found: C, 64.40; H, 7.42; N, 15.81.

1-(1*H*-1,2,3-Benzotriazol-1-yl)propyl 2-Furoate (**2u**).

This compound was obtained as a colorless oil (100%);  $^1\text{H}$  nmr (deuteriochloroform):  $\delta$  1.03 (t,  $J = 7.4$  Hz, 3H), 2.67 (q,  $J = 7.4$  Hz, 2H), 6.48-6.50 (m, 1H), 7.24 (d,  $J = 3.4$  Hz, 1H), 7.39 (t,  $J = 7.4$  Hz, 2H), 7.50-7.70 (m, 2H), 7.86 (d,  $J = 8.2$  Hz, 1H), 8.07 (d,  $J = 7.6$  Hz, 1H);  $^{13}\text{C}$  nmr (deuteriochloroform):  $\delta$  9.1, 26.4,

80.8, 110.2, 112.0, 119.6, 119.9, 124.3, 128.0, 132.5, 143.0, 145.8, 147.3, 157.0.

*Anal.* Calcd. for  $\text{C}_{14}\text{H}_{13}\text{N}_3\text{O}_3$  (271.28): C, 61.98; H, 4.84; N, 15.49. Found: C, 61.91; H, 4.79; N, 15.72.

## REFERENCES AND NOTES

[1] A. R. Katritzky, X. Lan, J. Z. Yang and O.V. Denisko, *Chem. Rev.*, **98**, 409 (1998).

[2a] A. R. Katritzky, G. Zhang and J. Jiang, *J. Org. Chem.*, **60**, 7625 (1995); [b] A. R. Katritzky, Z. Wang, H. Lang and P. J. Steel, *Chem. Heterocyclic Compounds*, **32**, 666 (1996); [c] A. R. Katritzky and H. Lang, *J. Org. Chem.*, **60**, 7612 (1995).

[3a] A. R. Katritzky, H. Lang, Z. Wang, Z. Zhang and H. Song, *J. Org. Chem.*, **60**, 7619 (1995); [b] A. R. Katritzky, Z. Wang and H. Lang, *Organometallics*, **15**, 486 (1996); [c] A. R. Katritzky, D. Feng and H. Lang, *J. Org. Chem.*, **62**, 706 (1997).

[4] A. R. Katritzky, O. V. Denisko and S. A. Belyakov, *J. Org. Chem.*, **61**, 7578 (1996).

[5] A. R. Katritzky, S. Rachwal and B. Rachwal, *Synthesis*, **69** (1991).

[6] N. G. Gaylord and J. M. Naughton, *J. Org. Chem.*, **22**, 1022 (1957).

[7a] R. Adams and E. H. Vollweiler, *J. Am. Chem. Soc.*, **40**, 1732 (1918); [b] H. E. French and R. Adams, *J. Am. Chem. Soc.*, **43**, 650 (1921); [c] L. H. Ulich and R. Adams, *J. Am. Chem. Soc.*, **43**, 660 (1921); [d] T.-S. Chou and P. Knochel, *J. Org. Chem.*, **55**, 4791 (1990).

[8a] M. Okimoto and T. Chiba, *Synthesis*, 1188 (1996); [b] H. R. Snyder, J. M. Stewart and R. L. Myers, *J. Am. Chem. Soc.*, **71**, 1055 (1949); [c] J. M. J. Frechet, M. D. de Smet and M. J. Farrell, *J. Org. Chem.*, **44**, 1774 (1979).

[9] K. Smith, M. E. W. Hammond, D. M. James, I. J. Ellison and M. G. Hutchings, *Chem. Letters*, 351 (1990).

[10] E. Anders, H. G. Boldt, T. Clark, R. Fuchs and T. Gassner, *Chem. Ber.*, **119**, 279 (1986).

[11] P. Bigler and M. Neuenschwander, *Helv. Chim. Acta*, **61**, 2381 (1978).

[12a] M. Neuenschwander and R. Iseli, *Helv. Chim. Acta*, **60**, 1061 (1977); [b] J. K. Michie and J. A. Miller, *J. Chem. Soc., Perkin Trans. 1*, 785 (1981).

[13] A. R. Katritzky, N. Shobana, J. Pernak, A. S. Afridi and W.-Q. Fan, *Tetrahedron*, **48**, 7817 (1992).